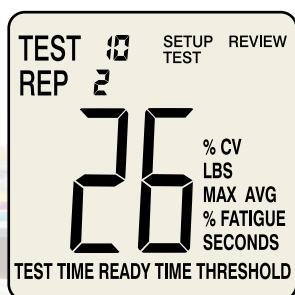


Why The OnSite™ Force Gauge Is the Best Value

Designed to be versatile, the OnSite Force Gauge is the perfect gauge to use when performing Job Analyses, FCEs, Ergonomic Studies, NIOSH Lift Tests and much more.



Actual size OnSite LCD
showing all selections

Records and stores 40 Tests with 1-4 repetitions each.

Allows you to perform all your tests without stopping to write down data.

Adjustable Test Time and Ready Time.

Time tests from 1-5 seconds, or use "untimed" for longer durations. Eliminate false starts and initial forces with 0-3 second ready time at beginning of tests.

Measures Push Forces, Pull Forces and Weights.

Flip a switch to change between push and pull, and use OnSite to weigh workplace objects during a job analysis.

Attachable side and end handles.

Use side handles for NIOSH lifts and stability when pushing or pulling. Use end-mounted stirrup handle for inline pulls or lifts.

In-line testing capabilities.

Match special job demands, like pulling on ropes or straps.

Automatic Statistical Calculations.

Automatic CV calculation shows consistency, and special "fatigue" feature indicates decrease in strength during a repetition.

Large, Easy-To-Read LCD.

View results without straining your eyes on the 1.5" LCD with 3/4" characters.

Extra Durable Housing.

Forget about rust or dents with OnSite's solid aircraft-grade aluminum housing.

Computer Ready

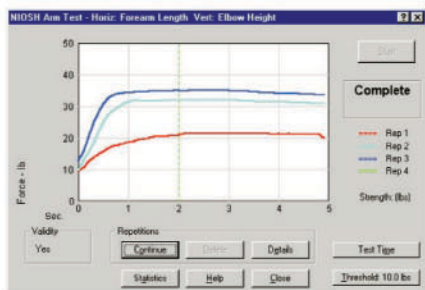
Input your OnSite data for computerized reporting with optional Easy Docs Plus™ software, or upgrade to the fully computerized Tracker OnSite Force™ System.



Other Great Ideas For Upgrading Your OnSite™ Gauge

Tracker OnSite Force System

Make data collection and documentation faster and easier with the Tracker OnSite Force System. This special package combines the OnSite Gauge, Tracker Lifting/Push/Pull Software and a portable static lift platform into a time-saving system for all your static lift testing.



Tracker Software automatically collects data from NIOSH Lifts, static push and pull tests, and custom tests you create

- Displays force curves in "real-time"
- Provides normative comparisons for NIOSH lifts
- Creates detailed reports (with graphs) in color or black & white
- Integrates seamlessly with other Tracker devices and software



The Tracker OnSite Force System incorporates readily into FCEs (for lift strength and validity determinations), return-to-work evaluations, employment testing, and physical exams. Plus, the OnSite Gauge disconnects from the computer to function as a stand-alone gauge for job analysis and ergonomic studies.

Mobile Lifting System (MLS) Platform

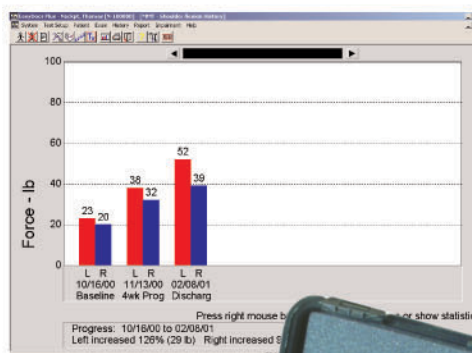
This option is a must if you plan on using your OnSite Gauge for NIOSH lift testing. This portable platform weighs less than 15 pounds but is rated to a 500 pound lift capacity. The MLS platform includes an easy-to-



adjust strap, connector for the OnSite Gauge, and a grid pattern for in fast, accurate foot placement according to NIOSH protocols.

Easy Docs Plus™ Software

This special software package allows you to easily generate cutting-edge, professional reports by inputting data from your OnSite gauge and other devices, such as range of motion and muscle testing. With Easy Docs Plus, you can demonstrate outcomes by



tracking rehab progress over time using colorful, easy-to-read bar graphs.

Accessories Included with the OnSite™ Force Gauge

5" Handles - mount on side for pushing and pulling

Stirrup Handle - for custom lifting and in-line testing

Snap Hook - for attaching cables, hooks, ropes, etc.

Curved Silicon Pad - for push force measurements.

V-slot Attachment - for pushing against round objects.

Extension - moves attachments and pads out away from Onsite.

Worksheets - for manual documentation of tests.

Protective Case - for portability and storage of gauge and accessories.

JTECH
MEDICAL

8 0 0 9 8 5 - 8 3 2 4

8 0 1 4 7 8 - 0 6 8 0

www.jtechmedical.com

